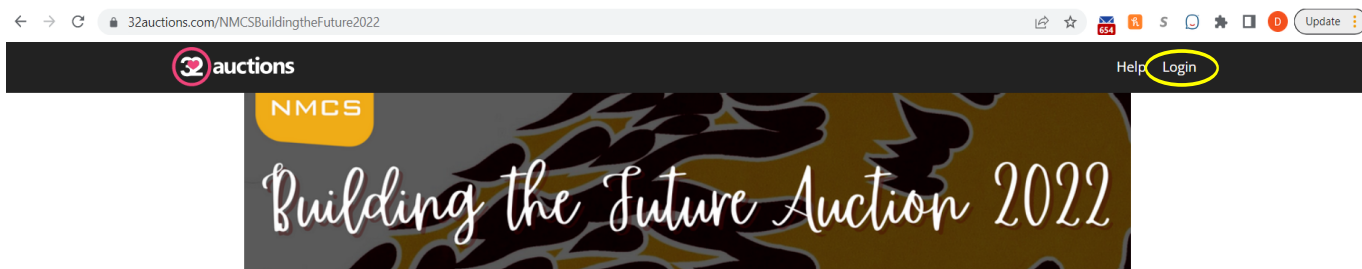


Registration Instructions for the "Building the Future Auction"


Step 1: Visit <https://www.32auctions.com/NMCSBuildingtheFuture2022>



Step 2: Click – Login and then select Create an Account Now. Choose Login if you had an account last year.

Log Into Your Account

Email Address:


Password: 

[Forgot password?](#)

Keep me logged in

[Don't have an account? Create an account now](#)

The website will ask for your name, email address and a password. An email to confirm your account WILL BE SENT TO THE EMAIL ADDRESS.

Password: 

Password must be at least 6 characters, case sensitive

I am 18 or the age of legal majority, whichever is higher

I have read, understand, and agree to the [Terms of Use](#)

I have read and understand the [Privacy Policy](#)

An email will be sent to the email address provided. Please follow the instructions in the email to finish creating your account.

Step 3: Finish creating your account by clicking the "Yes, Finish Creating my Account" button in the email you receive.

We just need your approval to use this email address on your new account and you'll be all set.

Your auto-assigned display name is **auction812**. You can change your display name and provide a phone number on the [My Account page](#) after your account is created.

Step 4: Set your calendars for bidding to open! Bidding will begin **Thursday, December 1 at 8:00am.**

After the auction closes **on Friday, December 2 at 9:00 PM**, you will be alerted at the email address provided when you are outbid on an item and when the auction is complete, what items you have won!